


EAGLE-100

SWING GATE OPERATOR

Gate Capacity 18' & 600 lbs



 **UL325 Compliant**
UL991 Compliant

 **MADE IN USA**

ADVANCED FEATURES 5 YEAR WARRANTY QUIET OPERATION

EAGLE-100





QUICK RELEASE LEVER
Simply pull up on the handle to operate the gate manually

MOTOR
Continuous duty 1/2 horsepower AC motor

GEAR REDUCER
Heavy duty, size 60 gear reducer for efficiency

GEAR REDUCER
Heavy duty, size 40 gear reducer for efficiency

KEY FEATURES

-  **LIGHTNING AND SURGE SUPPRESSION**
Built in state of the art lightning and surge protection.
-  **RESIDENTIAL/LIGHT COMMERCIAL**
This operator is perfect for a home or for a business that utilizes a smaller gate.

DIAMOND CONTROL BOARD

FEATURE SELECTOR 1
For user friendly capabilities our feature selector comes standard with features like open/close delay, motor brake, anti-tailgating, partial open, stop-reverse and auto close timer

PLUG-IN LOOP DETECTORS 2
Slots for shadow, reverse and exit Eagle loop detectors for easy connection

GLOBAL INPUTS 3
Multiple inputs for Keypads, safety loops, etc are standard on the Diamond Control Board

MAG LOCK INPUT 4
Built in 24V DC input for mag lock which means no additional power is necessary



MODEL	MANUAL RELEASE	HP MOTOR	CONTROL BOARD	BATTERY BACK UP	SOLAR READY	MAX LENGTH	MAX WEIGHT
EAGLE-100	Quick Release Lever	1/2 HP 120 VAC	Diamond	None	No	18'	600lbs
EAGLE-100 DC	Quick Release Lever	24V 1/2 HP 120/220 VAC	Diamond-DC	Built in	Yes	18'	600lbs

Operation of dual leaf swinging gates has never been easier with the Eagle-100 swing gate operator. Establish full communication between master and slave operators with only 2 wires. And with Eagle's global inputs, you can now connect accessories to the master or slave operator. The Eagle-100 is designed for residential and light commercial applications and built for gates up to 18 feet & 600 pounds. It features the state of the art Diamond Control Board, the most feature packed and installer friendly control board in the industry. It comes equipped with a swivel arm hardware that includes a quick release mechanism for operation during a power outage. This model comes with a 1/2 horse power continuous duty AC motor. The Eagle 100 is backed by our best in class 5 year warranty.